


Signing in to the eText for Schools App (iOS and Android)

The Pearson *eText for Schools* app is available for tablets – both Android and iPad. This is an alternative to accessing your content through the learning platforms on your computer. To access your titles on your tablet, you will need to first download the app to your device. You should see your titles in the bookshelf of your tablet after logging in using the following instructions.

Steps for Primary Credentials Login Access:

1. Open the eText app.
2. Click the EasyBridge  icon.
3. Type the name of your district in the search box and select it from the drop-down list. Click **Go**.
4. Sign in to your SIS or district portal using your integrated username and password. This will take you directly to the eText bookshelf in the app. The titles that appear on your bookshelf are determined by the courses your teachers have associated to classes.


Best Practice for Shared Devices: *If you share a device with your classmates, it is best practice to always sign out of the mobile eText app when you have completed your work. This prevents others from accessing your classes and work.*

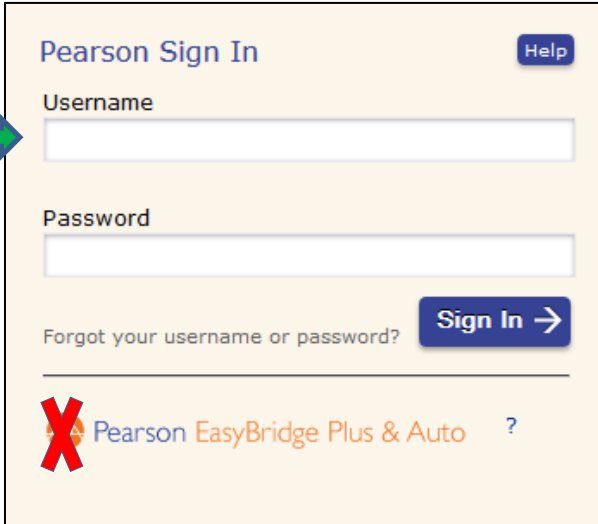
Best Practice for One to One Device Use: *If you are the only person using your device, it is best practice to remain signed in to the mobile eText app and do not power down the device. This allows you to work offline when you are not connected to the internet. Once you reconnect to the internet, your work will be available online.*

Steps to Login Using Pearson (Backup) Credentials:

Under certain circumstances your primary login may not provide you with direct access to your courses. When this occurs, Pearson (secondary/backup) credentials can be used in place of your district username and password if this has been enabled for your district. Check with your teacher to verify you can obtain your Pearson (backup) credentials.

1. Open the eText application.
2. Enter your username and password.
3. Access the titles on your bookshelf.

 **Note:** Do not click on the EasyBridge icon. Your Pearson (secondary/backup) credentials will not work here.




Pearson Sign In [Help](#)

Username

Password

[Forgot your username or password?](#) [Sign In →](#)

 [Pearson EasyBridge Plus & Auto](#) ?